

Steelcase®



16-0060151

Gesture
Seating

Visit steelcase.com

 facebook.com/Steelcase  twitter.com/Steelcase  youtube.com/SteelcaseTV

Concept and Design / Steelcase
15-E0000291 12/16 © 2016 Steelcase Inc. All rights reserved. All specifications subject to change without notice.
Printed on at least 60% recycled paper. Cert no. BV-COC-858659. Printed in France by OTT Imprimeurs – Wasselonne.




Steelcase

Gesture recognition for the body

Gesture™ is the first chair designed to support
our interactions with today's technologies.

Inspired by the human body.
Created for the way we work today.





The global posture study revealed new, unhealthy technology-driven postures.

Global posture study

To best understand the body at work, we undertook a global posture study on six continents, observing over 2,000 people in a wide range of postures.

We discovered that new technologies combined with new behaviours led to nine new postures - in addition with other postures already identified - that are not adequately addressed by current seating solutions.

GLOBAL POSTURE STUDY

People

2,000+

Continents

6

Postures

30

The new sitting experience

We didn't start with a chair design; we started by looking at the unique movements and gestures of the body.

Like the human body, Gesture is designed as a system of synchronised interfaces, designed and engineered to be intuitive to adjust.

HUMAN BODY

Core

Provides both stability and flexibility to the body.

Limbs

Most active part of the body with tremendous range of motion.

Seat

In constant contact for long periods of time.

GESTURE EXPERIENCE

Core Interface

Designed to provide continuous and persistent support in a wide range of postures.

Limb Interface

Designed to support the range of motion of the human arm.

Seat Interface

Designed to provide comfort to the edge of the seat.

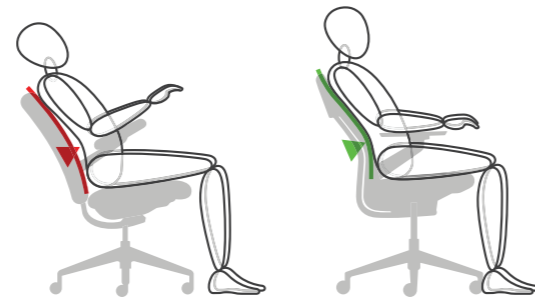


Greater range of postures

Gesture's 3D LiveBack and seat move as a synchronised system moving with each user to provide continuous and persistent support.

The placement of the arms toward the back of the chair and the soft seat edges allow for comfortable alternative postures.

The back cradles the user no matter the posture or device being used. The Core Equalizer automatically regulates the tension between upright and reclined postures.



SUPPORTING THE LOWER BACK

Gesture conforms to a user's back, preventing unhealthy postures that result from a lower back gap.



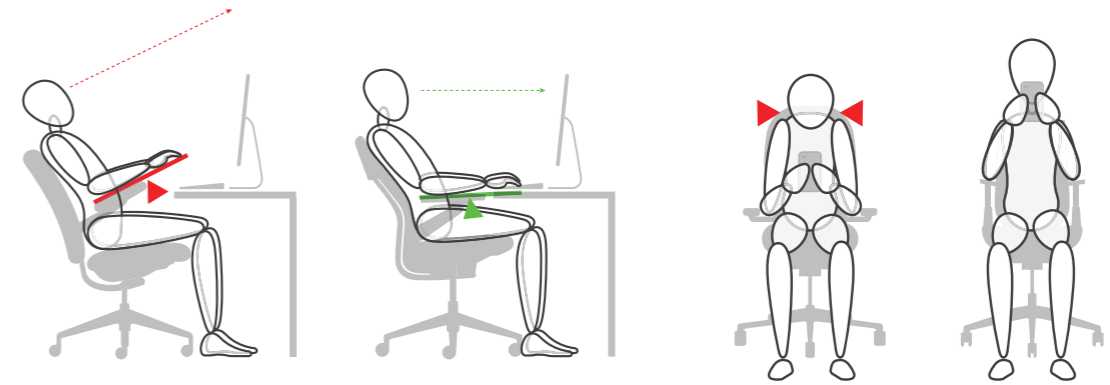
16-0060159



16-0060158

Greater range of technologies

Gesture's 360 arm moves like the human arm, which allows users to be supported in any position. Thanks to the limb interface, arms and shoulders remain supported when texting on a smartphone, typing on a keyboard or swiping a tablet.



SUPPORTING HEALTHY MOVEMENT

Gesture allows healthy movement and postures like reclining without pulling users away from their work, while using fixed technology.

SUPPORTING MOBILE TECHNOLOGY

Gesture's supportive design helps prevent tech neck—an increasing health issue in the workplace. Highly adjustable arms enable users to bring small mobile devices in close and up to eye level, avoiding awkward and unhealthy postures.



Greater range of users

We know that today's workplace has to accommodate a wide range of users sizes. Most chairs are only designed to fit one person: the average.

Gesture solves for the broadest range of sizes. Whether large or small, Gesture promises personalised and custom comfort for all users in one simple solution, all while utilising a minimal footprint.



16-0060141

LIMB INTERFACE

Gesture's 360 arms have the greatest range of inward and outward adjustment, supporting the greatest range of users.



16-0060130

SEAT INTERFACE

The Gesture seat brings comfort all the way to the edges. It is flexible at the perimeter to allow users to sit in a range of postures without obstruction.



16-0060147

USER INTERFACE

Gesture takes into account various body types and sitting preferences, quickly adjustable to meet the needs of each individuals. Users can adjust the Gesture chair as easily as adjusting their posture.

All controls are gathered on the right hand side of the seat. Controls are intuitive, easily discoverable and provide immediate feedback.

Gesture controls include an extended back tension range and seat depth which is controllable from the seated position.



16-0049428

Greater range of motion

New sitting postures, brought on by the increased use of large monitors, and mobile devices call for an intentionally designed headrest. Thoughtfully integrated into the design of the chair, the Gesture headrest supports technology-oriented sitting postures.

Inspired by the natural movement of the head and neck, Gesture headrest offers an unprecedented range of motion that not only provides superior comfort and support, but also more choice and control over work postures.



TRULY ADJUSTABLE

Built around factors like head size, neck length and users' desired range of motion, the headrest offers greater adaptability with a 15 cm range of height adjustment, 10 cm of forward and backward pivot movement, and 90° rotation.



Greater range of choice

Gesture provides a variety of options, from surface materials to headrest and draughtsman, allowing customised comfort and aesthetics.



16-0060165
SHELL BACK



16-0060186
WRAPPED BACK



14-0003501
POLISHED ALUMINUM BASE



16-0060220
COAT HANGER

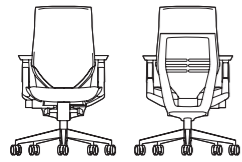


16-0042703
**HEADREST LEATHER WITH
POLISHED ALUMINUM BASE**

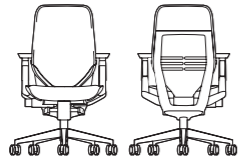


16-0060196
DRAUGHTSMAN HEIGHT

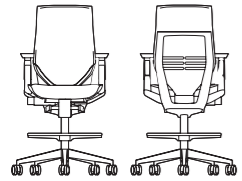
STATEMENT OF LINE



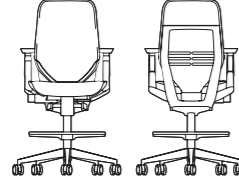
Gesture Chair
Wrapped Back



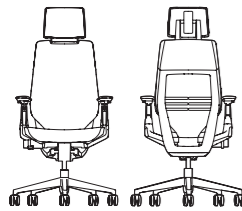
Gesture Chair
Shell Back



Gesture Draughtsman Chair
Wrapped Back



Gesture Draughtsman Chair
Shell Back



Gesture Chair with Headrest

The option Coat hanger is available in merle colour for all versions of Gesture chairs.

COLOR SCHEMES



Black/Black

16-0060188



Dark/Dark

16-0060171



Dark/Light

16-0075349



Light/Light

16-0060168

DIMENSIONS (IN MM)

	Task chair	Draughtsman chair
Overall depth with base	625	625
Width with base	625	625
Overall Height (min)	1030	1210
Overall Seat depth	470	470
Usable Seat depth	395 – 460	395 – 460
Seat width	510	510
Seat height	415 – 518	580 – 780
Back width	430	430
Back height	600	600
Back inclination	26°	26°
Clear width between armrests (adjustable 360°)	305 – 560	305 – 560
Armrest height above the seat (adjustable 360°)	197 – 307	197 – 307
Rotation range (adjustable 360°)	-30° ; 0 ; +30°	-30° ; 0 ; +30°
Headrest rotation	90°	90°
Headrest height adjustment	150	150
Headrest forward pivot	100	100

SURFACE MATERIALS

Surface materials shown in brochure:

- Atlantic AT02 Grey
- Atlantic AT03 Apple Green
- Atlantic AT05 Orange
- Atlantic AT06 Blue
- Atlantic AT10 Pepper
- Atlantic AT11 Sunset
- Atlantic AT16 Blue Jay
- Steelcut Trio TR02 Stone Grey
- Steelcut Trio TR13 Peppermint Green
- Steelcut Trio TR16 Lime Green
- Europe EU 0273 Black
- Europe EU 0285 Light Grey

When Atlantic or 3D Knit are chosen, matching material is visible through the chair back. For all other upholstery, black will be visible.

Colours are representative and may vary slightly from actual material.

SUSTAINABILITY

DESIGNING FOR THE ENVIRONMENT REQUIRES INNOVATIVE THINKING AND SOLUTIONS.



LIFE CYCLE ASSESSMENT

During our products development process we consider each stage of the life cycle: from materials extraction, production, transport, use and reuse, until the end of its life. Thanks to the Life Cycle Assessment (LCA) method, Steelcase quantified Gesture environmental impacts to set the stage for further improvements.

This method, based on ISO 14040 and 14044 and selected by The European Union for environmental evaluation, allows us to quantify the environmental impact of our products throughout their whole lifecycle.

MATERIALS

25% recycled materials, by weight (17% pre-consumer + 8% post-consumer).

65% recycled plastics on back and base.

100% recycled cardboard and 30% recycled LDPE film in packaging.

PRODUCTION

Made by Steelcase in Sarrebourg (France).

Uses powder-coat paints: VOC-free and free of heavy metals.

TRANSPORT

Made in Europe, close to customers.

EcoSmart packaging to keep transport volumes as low as possible and improve filling rates.

USE

Designed for a long product life, with replaceable parts.

Materials meet stringent health and indoor air quality criteria.

Maintenance information available upon request.

END OF LIFE

100% theoretically recyclable cardboard and LDPE film for packaging.

Quick and easy disassembly.

Plastic parts clearly labelled for easy sorting and effective recycling.

Designed to ensure responsible end of use strategies - refurbishing, charitable donation or recycling.

CERTIFICATIONS

To show continuous improvements, we communicate Gesture environmental performance through voluntary environmental labels and declarations. Sustainability related actions and results are communicated in the annual Steelcase Corporate Responsibility report.

PRODUCT

EPD - Environmental Product Declaration

PEP - Product Environmental Profile (targeted)

NF Environnement (targeted)

NF Office Excellence Certifié

Indoor Advantage Gold

Cradle-to-Cradle Bronze

MATERIALS

OekoTex 100 - Confidence in textiles

European Eco-Label - for textiles

Cradle-to-Cradle - for textiles

PLANTS

ISO 14001 - Environmental management system

OHSAS - Occupational Health and Safety Assessment Series

FIND OUT MORE

Sustainability related actions and results are annually communicated in the Steelcase Corporate Sustainability Report. More environmental details available upon request.